

UNITED STATES  
SECURITIES AND EXCHANGE COMMISSION  
WASHINGTON, D.C. 20549

FORM 8-K

CURRENT REPORT  
Pursuant to Section 13 or 15(d) of the  
Securities Exchange Act of 1934

Date of report (Date of earliest event reported): August 20, 2021

**CION Investment Corporation**

(Exact Name of Registrant as Specified in Charter)

**Maryland**  
(State or Other Jurisdiction  
of Incorporation)

**000-54755**  
(Commission File Number)

**45-3058280**  
(IRS Employer Identification No.)

**3 Park Avenue, 36th Floor**  
**New York, New York 10016**  
(Address of Principal Executive Offices)

**(212) 418-4700**  
(Registrant's telephone number, including area code)

**Not applicable**  
(Former name or former address, if changed since last report)

Check the appropriate box below if the Form 8-K filing is intended to simultaneously satisfy the filing obligation of the registrant under any of the following provisions:

- ☐ Written communications pursuant to Rule 425 under the Securities Act (17 CFR 230.425)
- ☐ Soliciting material pursuant to Rule 14a-12 under the Exchange Act (17 CFR 240.14a-12)
- ☐ Pre-commencement communications pursuant to Rule 14d-2(b) under the Exchange Act (17 CFR 240.14d-2(b))
- ☐ Pre-commencement communications pursuant to Rule 13e-4(c) under the Exchange Act (17 CFR 240.13e-4(c))

Securities registered pursuant to Section 12(b) of the Act:

Title of each class	Trading symbol(s)	Name of each exchange on which registered
<b>None</b>	<b>Not applicable</b>	<b>Not applicable</b>

Indicate by check mark whether the registrant is an emerging growth company as defined in Rule 405 of the Securities Act of 1933 (§230.405 of this chapter) or Rule 12b-2 of the Securities Exchange Act of 1934 (§240.12b-2 of this chapter).

Emerging growth company ☐

If an emerging growth company, indicate by check mark if the registrant has elected not to use the extended transition period for complying with any new or revised financial accounting standards provided pursuant to Section 13(a) of the Exchange Act. ☐

**Item 2.02. Results of Operations and Financial Condition.**

On August 20, 2021, CION Investment Corporation (“CIC”) issued its second quarter 2021 fund fact sheet and portfolio holdings fact sheet. A copy of the fund fact sheet and portfolio holdings fact sheet are attached hereto as Exhibit 99.1 and Exhibit 99.2, respectively, and are incorporated by reference herein.

**Item 9.01. Financial Statements and Exhibits**

(d) Exhibits.

EXHIBIT NUMBER	DESCRIPTION
<a href="#"><u>99.1</u></a>	<a href="#"><u>Second Quarter 2021 Fund Fact Sheet.</u></a>
<a href="#"><u>99.2</u></a>	<a href="#"><u>Second Quarter 2021 Portfolio Holdings Fact Sheet.</u></a>

---

## SIGNATURES

Pursuant to the requirements of the Securities Exchange Act of 1934, as amended, the Registrant has duly caused this report to be signed on its behalf by the undersigned hereunto duly authorized.

CION Investment Corporation

Date: August 20, 2021

By: /s/ Michael A. Reisner

Michael A. Reisner

Co-Chief Executive Officer

---

## EXHIBIT LIST

EXHIBIT NUMBER	DESCRIPTION
<a href="#"><u>99.1</u></a>	<a href="#"><u>Second Quarter 2021 Fund Fact Sheet.</u></a>
<a href="#"><u>99.2</u></a>	<a href="#"><u>Second Quarter 2021 Portfolio Holdings Fact Sheet.</u></a>

---



# CION Investment Corporation

## FUND OVERVIEW

CION Investment Corporation (CIC) is a non-traded business development company, or BDC, that focuses on middle market loans. CIC seeks to generate current income, and to a lesser extent, capital appreciation.

## TARGET INVESTMENTS

CIC offers investors the opportunity to invest primarily in:

- Senior secured debt
- Private and thinly-traded U.S. middle market companies

## HISTORICAL TOTAL INVESTMENT RETURN-NET ASSET VALUE

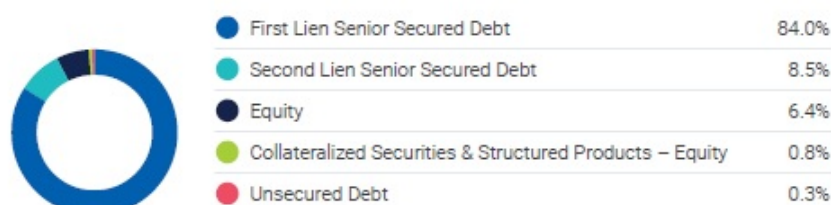
YTD 2021	SINCE INCEPTION (Cumulative)	
9.00%	76.57%	58.91%
	WITHOUT SALES CHARGE	WITH SALES CHARGE

Total investment return-net asset value is a measure of the change in total value for shareholders who held CIC's common stock at the beginning and end of the period, including distributions paid or payable during the period. Total investment return-net asset value is presented on a "net" basis and reflects management and incentive fees, offering, organizational and other costs, interest expense on borrowed funds and other related expenses that are borne by investors.

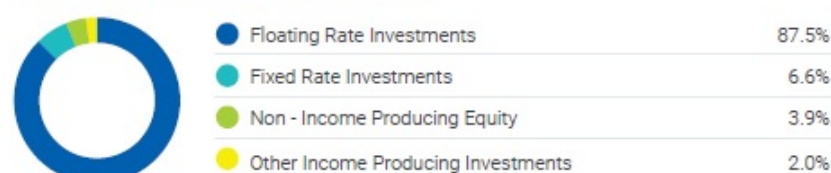
Total investment return-net asset value is based on (i) the beginning period net asset value per share on the first day of the period, (ii) the net asset value per share on the last day of the period of (A) one share plus (B) any fractional shares issued in connection with the reinvestment of monthly distributions, and (iii) the value of distributions payable, if any, on the last day of the period. The total investment return-net asset value calculation assumes that monthly cash distributions are reinvested in accordance with CIC's distribution reinvestment plan then in effect. The total investment return-net asset value does not consider the effect of the sales charge from the sale of CIC's common stock. Total returns covering less than a full year are not annualized.

## PORTFOLIO CHARACTERISTICS

### INVESTMENT COMPOSITION\*



### FLOATING/FIXED RATE BREAKDOWN



\* Information is based on the relative fair value of the underlying portfolio holdings.

Data excludes short term investments, which represent an investment in a fund that invests in highly liquid investments with average original maturity dates of three months or less. Percentages represent approximate figures.

## HISTORICAL NET ASSET VALUE



Net asset value is determined quarterly and at such other times that an event occurs that materially affects the valuation. Past performance is not indicative of future results.

## KEY FACTS

NET ASSET VALUE PER SHARE <sup>1</sup>	\$8.17 per share
CURRENT DISTRIBUTION RATE <sup>1,2</sup>	6.48%
TOTAL EQUITY RAISED <sup>3</sup>	~\$1.15B
DISTRIBUTION REINVESTMENT PLAN <sup>1,2</sup>	Cash distributions are reinvested in additional common stock at the estimated net asset value per share on the date of purchase.
CASH FLOW OBJECTIVE	To provide monthly distributions <sup>2</sup>
TAX REPORTING	Form 1099

<sup>1</sup> For the period ended June 30, 2021.

<sup>2</sup> Current distribution rate is expressed as a percentage equal to the projected annualized distribution amount (which is calculated by annualizing the current regular monthly cash distribution per share without compounding), divided by the relevant net asset value per share. The current distribution rate shown may be rounded.

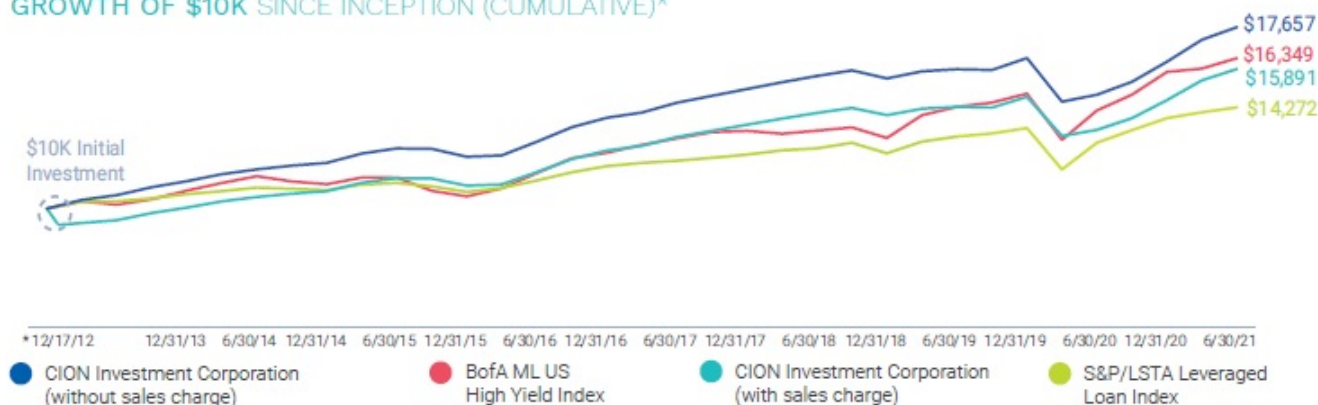
The determination of the tax attributes of CIC's distributions is made annually as of the end of CIC's fiscal year based upon its taxable income and distributions paid, in each case, for the full year. Therefore, a determination as to the tax attributes of the distributions made on a quarterly basis may not be representative of the actual tax attributes for a full year. CIC intends to update shareholders quarterly with an estimated percentage of its distributions that resulted from taxable ordinary income. The actual tax characteristics of distributions to shareholders will be reported to shareholders annually on a Form 1099-DIV. The payment of future distributions on CIC's common stock is subject to the discretion of the Board and applicable legal restrictions, and therefore, there can be no assurance as to the amount or timing of any such future distributions.

CIC may fund its cash distributions to shareholders from any sources of funds available to it, including borrowings, net investment income from operations, capital gains proceeds from the sale of assets, non-capital gains proceeds from the sale of assets, dividends or other distributions paid to it on account of preferred and common equity investments in portfolio companies and expense support from CION Investment Management, LLC (CIM), which is subject to recoupment. The purpose of this arrangement is to avoid such distributions being characterized as a return of capital. Shareholders should understand that any distributions funded by expense support from CIM are not based on CIC's investment performance, and any such distributions can only be sustained if CIC maintains positive investment performance in future periods and/or CIM continues to provide such expense support. Shareholders should also understand that CIC's future repayments of expense support will reduce the distributions that they would otherwise receive. There can be no assurance that CIC will be able to pay distributions at all. CIM has no obligation to provide expense support to CIC in future periods. To date, distributions have not been paid from offering proceeds and distributions have not included a return of capital. CIC has not established limits on the amount of funds it may use from available sources to make distributions.

<sup>3</sup> CIC's follow-on continuous public offering ended on January 25, 2019.



## GROWTH OF \$10K SINCE INCEPTION (CUMULATIVE)\*



The calculations for the Growth of \$10,000 Initial Investment are based upon (i) an initial investment of \$10,000 in our common stock at the beginning of the period, at a share price of \$10.00 per share (with sales charge), and \$9.00 per share (without sales charge), (ii) the assumption of reinvestment of monthly distributions in accordance with our distribution reinvestment plan then in effect, (iii) the sale of the entire investment position at the net asset value per share on the last day of the period, and (iv) the distributions declared and payable to shareholders, if any, on the last day of the period. Past performance is no guarantee of future results. The data provided is for informational purposes only.

Initial shareholders who subscribed to the offering in December 2012 with an initial investment of \$10,000 and an initial purchase price equal to \$9.00 per share (public offering price without sales charge) have seen an annualized return of 6.88% and a cumulative total return of 76.57% through June 30, 2021. Initial shareholders who subscribed to the offering in December 2012 with an initial investment of \$10,000 and an initial purchase price equal to \$10.00 per share (the initial public offering price with sales charge) have seen an annualized return of 5.57% and a cumulative total return of 58.91% through June 30, 2021. Over the same time period, the S&P/LSTA Leveraged Loan Index, a primary measure of senior debt covering the U.S. leveraged loan market, which currently consists of approximately 1,000 credit facilities throughout numerous industries, recorded an annualized return of 4.25% and a cumulative total return of 42.72%. In addition, the BofA Merrill Lynch US High Yield Index, a primary measure of short-term US dollar denominated below investment grade corporate debt publicly issued in the US domestic market, recorded an annualized return of 5.92% and a cumulative total return of 63.49% over the same period. An investment cannot be made in an index. The indices referenced in the above illustration are being used solely for benchmarking purposes. Additionally, indices do not account for sales charges or expenses, which would otherwise negatively impact the above stated performance of each index.

## REPRESENTATIVE HOLDINGS % OF PORTFOLIO

<b>Cadence Aerospace, LLC</b>	2.23%
<i>Industry: Aerospace &amp; Defense</i>	
<b>Foundation Consumer Healthcare, LLC</b>	2.01%
<i>Industry: Healthcare &amp; Pharmaceuticals</i>	
<b>Optio Rx, LLC</b>	1.54%
<i>Industry: Healthcare &amp; Pharmaceuticals</i>	
<b>Tenere Inc.</b>	1.15%
<i>Industry: Capital Equipment</i>	
<b>Access CIG, LLC</b>	1.02%
<i>Industry: Services: Business</i>	
<b>GEO Parent Corp.</b>	0.88%
<i>Industry: Business Services</i>	
<b>Smart &amp; Final, Inc.</b>	0.46%
<i>Industry: Retail</i>	
<b>Labvantage Solutions, Inc. / Labvantage Solutions, Ltd.</b>	0.20%
<i>Industry: High Tech Industries</i>	

## ALLOCATION BY INDUSTRY % OF PORTFOLIO

<b>Healthcare &amp; Pharmaceuticals</b>	16.9%
<b>Services: Business</b>	16.0%
<b>Media: Diversified &amp; Production</b>	7.6%
<b>Chemicals, Plastics &amp; Rubber</b>	7.4%
<b>Services: Consumer</b>	6.7%
<b>Media: Advertising, Printing &amp; Publishing</b>	6.4%
<b>High Tech Industries</b>	4.4%
<b>Beverage, Food &amp; Tobacco</b>	3.9%
<b>Capital Equipment</b>	3.8%
<b>Banking, Finance, Insurance &amp; Real Estate</b>	3.2%
<b>Other Industries</b>	23.7%

The preceding information summarizes certain CIC holdings as of the date indicated herein. These representative holdings do not provide a complete portfolio overview but just a sampling of holdings. There can be no assurance that CIC's future capital will be invested in a manner similar to the investments described herein.

Data excludes short term investments, which represent an investment in a fund that invests in highly liquid investments with average original maturity dates of three months or less. Percentages represent approximate figures.

Information is based on the relative fair value of the underlying portfolio holdings.



#### ABOUT CION INVESTMENTS

CION Investments is a leading manager of alternative investment solutions designed to redefine the way individual investors can build their portfolios and help meet their long-term investment goals. CION Investments currently sponsors CIC, a leading publicly registered non-traded business development company that currently manages approximately \$1.8 billion in assets. CIC focuses primarily on senior secured loans to U.S. middle-market companies. CION Investments also sponsors, through CION Ares Management, LLC, CION Ares Diversified Credit Fund, a globally diversified credit interval fund with approximately \$1.6 billion in total managed assets. For more information, please visit [www.cioninvestments.com](http://www.cioninvestments.com).

CION Investments  
3 Park Avenue, 36th Floor  
New York, NY 10016

[cioninvestments.com](http://cioninvestments.com)

---

This fund fact sheet summarizes some of the features and transactions of CIC as of the date indicated above (unless otherwise indicated herein). There is no assurance that additional similar transactions will be available to CIC or that CIC's investment portfolio composition going forward will be as described herein.





# CION Investment Corporation

---

## PORTFOLIO HOLDINGS Q2 2021

As of June 30, 2021



**FOR EXISTING INVESTORS ONLY.**



## CION Investment Corporation

### FUND OVERVIEW

CION Investment Corporation ("CIC") is a non-traded business development company, or BDC, that focuses on middle market loans. CIC seeks to generate current income, and to a lesser extent, capital appreciation.

CIC's portfolio is managed by its adviser – CION Investment Management, LLC, a CION Investments company.

### TARGET INVESTMENTS

CIC offers investors the opportunity to invest primarily in:

- Senior secured debt
- Private and thinly-traded U.S. middle market companies

### INVESTMENT COMPOSITION<sup>(1)</sup>

First Lien Senior Secured Debt	84.0%
Second Lien Senior Secured Debt	8.5%
Equity	6.4%
Collateralized Securities & Structured Products – Equity	0.8%
Unsecured Debt	0.3%



### FLOATING/FIXED RATE BREAKDOWN

Floating Rate Investments	87.5%
Fixed Rate Investments	6.6%
Non - Income Producing Equity	3.9%
Other Income Producing Investments	2.0%



PORTFOLIO HOLDINGS Please note that rates are not indicative of CIC's performance.

COMPANY NAME	INDUSTRY	WEIGHTING <sup>(1)</sup>	RATE <sup>(2-3)</sup>	LIBOR / EURIBOR FLOOR <sup>(4)</sup>	MATURITY DATE
<b>1<sup>ST</sup> LIEN SENIOR SECURED DEBT: 84.0%</b>					
1244311 B.C. LTD.	Chemicals, Plastics & Rubber	0.14%	LIBOR+5.00%	1.00% LIBOR Floor	9/30/2025
1244311 B.C. LTD.	Chemicals, Plastics & Rubber	0.05%	LIBOR+5.00%	1.00% LIBOR Floor	9/30/2025
ABB/CON-CISE Optical Group LLC	Consumer Goods: Non-Durable	0.20%	LIBOR+5.00%	1.00% LIBOR Floor	6/15/2023
Adams Publishing Group, LLC	Media: Advertising, Printing & Publishing	0.64%	LIBOR+7.00%	1.75% LIBOR Floor	7/2/2023
Adapt Laser Acquisition, Inc.	Capital Equipment	0.10%	LIBOR+10.00%	1.00% LIBOR Floor	12/31/2023
Adapt Laser Acquisition, Inc.	Capital Equipment	0.55%	LIBOR+12.00%	1.00% LIBOR Floor	12/31/2023
Aegis Toxicology Sciences Corp.	Healthcare & Pharmaceuticals	0.49%	LIBOR+5.50%	1.00% LIBOR Floor	5/9/2025
AIS Holdco, LLC	Banking, Finance, Insurance & Real Estate	0.12%	LIBOR+5.00%	0.00% LIBOR Floor	8/15/2025
Alchemy US Holdco 1, LLC	Construction & Building	0.67%	LIBOR+5.50%	None	10/10/2025
Alert 360 Opco, Inc.	Services: Consumer	0.73%	LIBOR+6.00%	1.00% LIBOR Floor	10/16/2025
Allen Media, LLC	Media: Diversified & Production	0.58%	LIBOR+5.50%	0.00% LIBOR Floor	2/10/2027
Alliance Healthcare Services, Inc.	Healthcare & Pharmaceuticals	0.24%	LIBOR+4.50%	1.00% LIBOR Floor	10/24/2023
ALM Media, LLC	Media: Advertising, Printing & Publishing	1.06%	LIBOR+6.50%	1.00% LIBOR Floor	11/25/2024
AMCP Staffing Intermediate Holdings III, LLC	Services: Business	0.00%	0.50% Unfunded	None	9/24/2025
AMCP Staffing Intermediate Holdings III, LLC	Services: Business	0.03%	LIBOR+6.75%	1.50% LIBOR Floor	9/24/2025
AMCP Staffing Intermediate Holdings III, LLC	Services: Business	0.71%	LIBOR+6.75%	1.50% LIBOR Floor	9/24/2025
American Clinical Solutions LLC	Healthcare & Pharmaceuticals	0.20%	7.00%	None	12/31/2022
American Clinical Solutions LLC	Healthcare & Pharmaceuticals	0.01%	7.00%	None	12/31/2021

**FOR EXISTING INVESTORS ONLY.**

CIC Portfolio Holdings • 1





COMPANY NAME	INDUSTRY	WEIGHTING <sup>(1)</sup>	RATE <sup>(2,3)</sup>	LIBOR / EURIBOR FLOOR <sup>(4)</sup>	MATURITY DATE
<b>1<sup>ST</sup> LIEN SENIOR SECURED DEBT: 84.0% (CONTINUED)</b>					
American Consolidated Natural Resources, Inc.	Metals & Mining	0.03%	LIBOR+13.00%	1.00% LIBOR Floor	9/16/2025
American Media, LLC	Media: Advertising, Printing & Publishing	0.00%	0.50% Unfunded	None	12/31/2023
American Media, LLC	Media: Advertising, Printing & Publishing	0.62%	LIBOR+7.75%	1.50% LIBOR Floor	12/31/2023
American Media, LLC	Media: Advertising, Printing & Publishing	0.10%	LIBOR+7.75%	1.50% LIBOR Floor	12/31/2023
American Teleconferencing Services, Ltd.	Telecommunications	0.82%	LIBOR+6.50%	1.00% LIBOR Floor	12/8/2021
Analogic Corp.	Healthcare & Pharmaceuticals	0.29%	LIBOR+5.25%	1.00% LIBOR Floor	6/21/2024
Ancile Solutions, Inc.	High Tech Industries	0.72%	LIBOR+10.00%	1.00% LIBOR Floor	6/11/2026
Anthem Sports & Entertainment Inc.	Media: Diversified & Production	0.00%	0.50% Unfunded	None	9/9/2024
Anthem Sports & Entertainment Inc.	Media: Diversified & Production	0.02%	LIBOR+9.50%	1.00% LIBOR Floor	9/9/2024
Anthem Sports & Entertainment Inc.	Media: Diversified & Production	0.92%	LIBOR+9.50%	1.00% LIBOR Floor	9/9/2024
APCO Holdings, LLC	Banking, Finance, Insurance & Real Estate	0.50%	LIBOR+5.50%	0.00% LIBOR Floor	6/9/2025
Appalachian Resource Company, LLC	Metals & Mining	0.00%	0.00% Unfunded	None	9/10/2023
Appalachian Resource Company, LLC	Metals & Mining	0.62%	LIBOR+5.00%	1.00% LIBOR Floor	9/10/2023
Associated Asphalt Partners, LLC	Construction & Building	0.81%	LIBOR+5.25%	1.00% LIBOR Floor	4/5/2024
Awison Young (USA) Inc.	Banking, Finance, Insurance & Real Estate	0.87%	LIBOR+5.00%	0.00% LIBOR Floor	1/31/2026
BK Medical Holding Company, Inc.	Healthcare & Pharmaceuticals	0.29%	LIBOR+5.25%	1.00% LIBOR Floor	6/22/2024
Blackboard Inc.	Services: Consumer	0.30%	LIBOR+6.00%	1.00% LIBOR Floor	6/30/2024
Cadence Aerospace, LLC	Aerospace & Defense	2.23%	LIBOR+8.50%	1.00% LIBOR Floor	11/14/2023
Cardenas Markets LLC	Retail	0.66%	LIBOR+6.25%	1.00% LIBOR Floor	6/3/2027
CB URS Holdings Corp.	Transportation: Cargo	0.84%	LIBOR+5.75%	1.00% LIBOR Floor	9/1/2024
Celerity Acquisition Holdings, LLC	Services: Business	0.90%	LIBOR+8.50%	1.00% LIBOR Floor	5/28/2026
Charming Charlie LLC	Retail	0.02%	20.00%	None	4/24/2023
CHC Solutions Inc.	Healthcare & Pharmaceuticals	0.46%	12.00%	None	7/20/2023
CircusTriX Holdings, LLC	Hotel, Gaming & Leisure	1.44%	LIBOR+8.00%	1.00% LIBOR Floor	1/16/2024
CircusTriX Holdings, LLC	Hotel, Gaming & Leisure	0.00%	1.00% Unfunded	None	12/31/2021
CircusTriX Holdings, LLC	Hotel, Gaming & Leisure	0.15%	LIBOR+8.00%	1.00% LIBOR Floor	1/16/2024
CircusTriX Holdings, LLC	Hotel, Gaming & Leisure	0.12%	LIBOR+8.00%	1.00% LIBOR Floor	7/16/2023
Country Fresh Holdings, LLC	Beverage, Food & Tobacco	0.00%	12.00%	None	6/1/2022
Country Fresh Holdings, LLC	Beverage, Food & Tobacco	0.01%	LIBOR+5.00%	1.00% LIBOR Floor	4/29/2023
Country Fresh Holdings, LLC	Beverage, Food & Tobacco	0.00%	LIBOR+5.00%	1.00% LIBOR Floor	4/29/2023
Coyote Buyer, LLC	Chemicals, Plastics & Rubber	0.00%	0.50% Unfunded	None	2/6/2025
Coyote Buyer, LLC	Chemicals, Plastics & Rubber	2.06%	LIBOR+6.00%	1.00% LIBOR Floor	2/6/2026
Coyote Buyer, LLC	Chemicals, Plastics & Rubber	0.37%	LIBOR+8.00%	1.00% LIBOR Floor	8/6/2026
David's Bridal, LLC	Retail	0.30%	LIBOR+10.00%	1.00% LIBOR Floor	5/23/2024
David's Bridal, LLC	Retail	0.33%	LIBOR+10.00%	1.00% LIBOR Floor	6/23/2023
David's Bridal, LLC	Retail	0.05%	LIBOR+6.00%	1.00% LIBOR Floor	6/30/2023
Deluxe Entertainment Services, Inc.	Media: Diversified & Production	0.20%	LIBOR+6.50%	1.00% LIBOR Floor	3/25/2024
DMT Solutions Global Corp.	Services: Business	1.01%	LIBOR+7.00%	0.00% LIBOR Floor	7/2/2024
Eagle Family Foods Group LLC	Beverage, Food & Tobacco	0.84%	LIBOR+6.50%	1.00% LIBOR Floor	6/14/2024
East Valley Tourist Development Authority	Hotel, Gaming & Leisure	0.30%	LIBOR+8.00%	1.00% LIBOR Floor	3/7/2022
Entertainment Studios P&A LLC	Media: Diversified & Production	0.14%	5.00%	None	5/18/2037
Entertainment Studios P&A LLC	Media: Diversified & Production	0.60%	6.30%	None	5/18/2037
EnTrans International, LLC	Capital Equipment	1.44%	LIBOR+6.00%	0.00% LIBOR Floor	11/1/2024
Extreme Reach, Inc.	Media: Diversified & Production	0.00%	0.50% Unfunded	None	3/29/2024
Extreme Reach, Inc.	Media: Diversified & Production	1.16%	LIBOR+7.50%	1.50% LIBOR Floor	3/29/2024



COMPANY NAME	INDUSTRY	WEIGHTING <sup>(1)</sup>	RATE <sup>(2,3)</sup>	LIBOR / EURIBOR FLOOR <sup>(4)</sup>	MATURITY DATE
<b>1<sup>ST</sup> LIEN SENIOR SECURED DEBT: 84.0% (CONTINUED)</b>					
F+W Media, Inc.	Media: Diversified & Production	0.00%	LIBOR+10.00%	1.50% LIBOR Floor	5/24/2022
Foundation Consumer Healthcare, LLC	Healthcare & Pharmaceuticals	0.00%	0.50% Unfunded	None	11/2/2023
Foundation Consumer Healthcare, LLC	Healthcare & Pharmaceuticals	2.01%	LIBOR+5.75%	1.00% LIBOR Floor	11/2/2023
Genesis Healthcare, Inc.	Healthcare & Pharmaceuticals	0.00%	0.50% Unfunded	None	3/6/2023
Geo Parent Corp.	Services: Business	0.88%	LIBOR+5.25%	0.00% LIBOR Floor	12/19/2025
Geon Performance Solutions, LLC	Chemicals, Plastics & Rubber	0.00%	0.50% Unfunded	None	10/25/2024
Geon Performance Solutions, LLC	Chemicals, Plastics & Rubber	1.23%	LIBOR+6.25%	1.63% LIBOR Floor	10/25/2024
Harland Clarke Holdings Corp.	Services: Business	0.64%	LIBOR+4.75%	1.00% LIBOR Floor	11/3/2023
HDT Holdco, Inc.	Aerospace & Defense	0.29%	LIBOR+5.75%	0.75% LIBOR Floor	7/8/2027
Heritage Power, LLC	Energy: Oil & Gas	0.27%	LIBOR+6.00%	1.00% LIBOR Floor	7/30/2026
Hilliard, Martinez & Gonzales, LLP	Services: Consumer	1.35%	LIBOR+18.00%	2.00% LIBOR Floor	12/17/2022
Homer City Generation, L.P.	Energy: Oil & Gas	0.45%	15.00%	None	4/5/2023
Hoover Group, Inc.	Services: Business	0.31%	LIBOR+8.50%	1.25% LIBOR Floor	10/1/2024
HUMC Holdco, LLC	Healthcare & Pharmaceuticals	0.57%	9.00%	None	9/9/2021
Hummel Station LLC	Energy: Oil & Gas	0.60%	LIBOR+6.00%	1.00% LIBOR Floor	10/27/2022
Hummel Station LLC	Energy: Oil & Gas	0.25%	LIBOR+6.00%	1.00% LIBOR Floor	10/27/2022
Hyperion Materials & Technologies, Inc.	Chemicals, Plastics & Rubber	0.59%	LIBOR+5.50%	1.00% LIBOR Floor	8/28/2026
Independent Pet Partners Intermediate Holdings, LLC	Retail	0.12%	Prime+5.00%	None	12/22/2022
Independent Pet Partners Intermediate Holdings, LLC	Retail	0.51%	6.00%	None	11/20/2023
Independent Pet Partners Intermediate Holdings, LLC	Retail	0.02%	LIBOR+6.00%	0.00% LIBOR Floor	12/22/2022
InfoGroup Inc.	Media: Advertising, Printing & Publishing	0.88%	LIBOR+5.00%	1.00% LIBOR Floor	4/3/2023
Instant Web, LLC	Media: Advertising, Printing & Publishing	0.00%	0.50% Unfunded	None	12/15/2022
Instant Web, LLC	Media: Advertising, Printing & Publishing	2.07%	LIBOR+6.50%	1.00% LIBOR Floor	12/15/2022
Invincible Boat Company	Consumer Goods: Durable	0.88%	LIBOR+6.50%	1.50% LIBOR Floor	8/28/2025
Invincible Boat Company	Consumer Goods: Durable	0.00%	0.50% Unfunded	None	8/28/2025
INW Manufacturing, LLC	Services: Business	0.90%	LIBOR+5.75%	0.75% LIBOR Floor	3/25/2027
INW Manufacturing, LLC	Services: Business	0.27%	LIBOR+5.75%	0.75% LIBOR Floor	3/25/2027
Isagenix International, LLC	Beverage, Food & Tobacco	0.93%	LIBOR+5.75%	1.00% LIBOR Floor	6/14/2025
Island Medical Management Holdings, LLC	Healthcare & Pharmaceuticals	0.65%	LIBOR+6.50%	1.00% LIBOR Floor	9/1/2022
Jenny C Acquisition, Inc.	Services: Consumer	0.64%	LIBOR+10.50%	1.75% LIBOR Floor	10/1/2024
JP Intermediate B, LLC	Beverage, Food & Tobacco	0.86%	LIBOR+5.50%	1.00% LIBOR Floor	11/20/2025
K&N Parent, Inc.	Consumer Goods: Durable	0.29%	LIBOR+4.75%	1.00% LIBOR Floor	10/20/2023
KITV, Inc.	Media: Diversified & Production	1.25%	LIBOR+7.50%	1.00% LIBOR Floor	3/4/2026
KNB Holdings Corp.	Consumer Goods: Durable	0.43%	LIBOR+5.50%	1.00% LIBOR Floor	4/26/2024
Labvantage Solutions Inc.	High Tech Industries	0.06%	LIBOR+7.50%	1.00% LIBOR Floor	9/30/2021
Labvantage Solutions Ltd.	High Tech Industries	0.14%	EURIBOR+7.50%	1.00% EURIBOR Floor	9/30/2021
LAV Gear Holdings, Inc.	Services: Business	1.48%	LIBOR+7.50%	1.00% LIBOR Floor	10/31/2024
LAV Gear Holdings, Inc.	Services: Business	0.25%	LIBOR+7.50%	1.00% LIBOR Floor	10/31/2024
LGC US Finco, LLC	Capital Equipment	0.56%	LIBOR+6.50%	1.00% LIBOR Floor	12/20/2025
LH Intermediate Corp.	Consumer Goods: Durable	0.87%	LIBOR+7.50%	1.00% LIBOR Floor	6/2/2026
Lift Brands, Inc.	Services: Consumer	0.28%	*	None	6/29/2025
Lift Brands, Inc.	Services: Consumer	1.41%	LIBOR+7.50%	1.00% LIBOR Floor	6/29/2025
Lift Brands, Inc.	Services: Consumer	0.30%	9.50%	None	6/29/2025
Longview Power, LLC	Energy: Oil & Gas	0.26%	LIBOR+10.00%	1.50% LIBOR Floor	7/30/2025
MacNeill Pride Group Corp.	Services: Consumer	0.89%	LIBOR+6.50%	1.00% LIBOR Floor	4/20/2026

\*The ultimate interest earned on this loan will be determined based on the portfolio company's EBITDA at a specified trigger event.



COMPANY NAME	INDUSTRY	WEIGHTING <sup>(1)</sup>	RATE <sup>(2,3)</sup>	LIBOR / EURIBOR FLOOR <sup>(4)</sup>	MATURITY DATE
<b>1<sup>ST</sup> LIEN SENIOR SECURED DEBT: 84.0% (CONTINUED)</b>					
MacNeill Pride Group Corp.	Services: Consumer	0.00%	0.50% Unfunded	None	7/20/2023
Mimeo.com, Inc.	Services: Business	0.00%	1.00% Unfunded	None	12/21/2023
Mimeo.com, Inc.	Services: Business	0.12%	LIBOR+17.00%	1.00% LIBOR Floor	12/21/2023
Mimeo.com, Inc.	Services: Business	1.38%	LIBOR+7.00%	1.00% LIBOR Floor	12/21/2023
Moss Holding Company	Services: Business	0.00%	0.50% Unfunded	None	4/17/2023
Moss Holding Company	Services: Business	1.05%	LIBOR+7.00%	1.00% LIBOR Floor	4/17/2024
Napa Management Services Corp.	Healthcare & Pharmaceuticals	0.32%	LIBOR+5.00%	1.00% LIBOR Floor	4/19/2023
NASCO Healthcare Inc.	Services: Business	1.03%	LIBOR+4.50%	1.00% LIBOR Floor	6/30/2023
NewsCycle Solutions, Inc.	Media: Advertising, Printing & Publishing	0.72%	LIBOR+7.00%	1.00% LIBOR Floor	12/29/2022
NWN Parent Holdings LLC	High Tech Industries	0.79%	LIBOR+6.50%	1.00% LIBOR Floor	5/7/2026
NWN Parent Holdings LLC	High Tech Industries	0.00%	0.50% Unfunded	None	5/7/2026
Optio Rx, LLC	Healthcare & Pharmaceuticals	0.16%	LIBOR+10.00%	0.00% LIBOR Floor	6/28/2024
Optio Rx, LLC	Healthcare & Pharmaceuticals	1.38%	LIBOR+7.00%	0.00% LIBOR Floor	6/28/2024
Patterson Medical Supply, Inc.	Healthcare & Pharmaceuticals	0.36%	LIBOR+4.75%	1.00% LIBOR Floor	8/28/2022
PetroChoice Holdings, Inc.	Chemicals, Plastics & Rubber	0.22%	LIBOR+5.00%	1.00% LIBOR Floor	8/20/2022
PH Beauty Holdings III, Inc.	Consumer Goods: Non-Durable	0.57%	LIBOR+5.00%	0.00% LIBOR Floor	9/28/2025
Pixelle Specialty Solutions LLC	Forest Products & Paper	1.30%	LIBOR+6.50%	1.00% LIBOR Floor	10/31/2024
Playboy Enterprises, Inc.	Consumer Goods: Non-Durable	1.17%	LIBOR+5.75%	0.50% LIBOR Floor	5/25/2027
Polymer Additives, Inc.	Chemicals, Plastics & Rubber	1.12%	LIBOR+6.00%	0.00% LIBOR Floor	7/31/2025
RA Outdoors, LLC	Media: Diversified & Production	0.94%	LIBOR+6.75%	0.00% LIBOR Floor	4/8/2026
RA Outdoors, LLC	Media: Diversified & Production	0.00%	0.50% Unfunded	None	4/8/2026
Rapid Fire Protection, Inc.	Construction & Building	0.42%	LIBOR+6.50%	1.75% LIBOR Floor	11/22/2024
Retail Services WIS Corp.	Services: Business	0.59%	LIBOR+7.75%	1.00% LIBOR Floor	5/20/2025
Rogers Mechanical Contractors, LLC	Services: Business	1.06%	LIBOR+6.50%	1.00% LIBOR Floor	9/9/2025
Rogers Mechanical Contractors, LLC	Services: Business	0.00%	0.75% Unfunded	None	9/9/2025
Rogers Mechanical Contractors, LLC	Services: Business	0.00%	1.00% Unfunded	None	4/28/2023
Securus Technologies Holdings, Inc.	Telecommunications	0.23%	LIBOR+4.50%	1.00% LIBOR Floor	11/1/2024
Sequoia Healthcare Management, LLC	Healthcare & Pharmaceuticals	0.38%	12.75%	None	8/21/2023
SIMR, LLC	Healthcare & Pharmaceuticals	0.92%	LIBOR+17.00%	2.00% LIBOR Floor	9/7/2023
Smart & Final Inc.	Retail	0.46%	LIBOR+6.75%	0.00% LIBOR Floor	6/20/2025
Software Luxembourg Acquisitions S.À.R.L.	High Tech Industries	0.05%	LIBOR+7.50%	1.00% LIBOR Floor	12/27/2024
Software Luxembourg Acquisitions S.À.R.L.	High Tech Industries	0.18%	LIBOR+7.50%	1.00% LIBOR Floor	4/27/2025
Sorenson Communications, LLC	Telecommunications	0.59%	LIBOR+5.50%	0.75% LIBOR Floor	3/17/2026
Spinal USA, Inc. / Precision Medical Inc.	Healthcare & Pharmaceuticals	0.72%	LIBOR+9.50%	None	10/1/2021
Spinal USA, Inc. / Precision Medical Inc.	Healthcare & Pharmaceuticals	0.04%	LIBOR+9.50%	None	10/1/2021
Spinal USA, Inc. / Precision Medical Inc.	Healthcare & Pharmaceuticals	0.07%	LIBOR+9.50%	None	10/1/2021
Spinal USA, Inc. / Precision Medical Inc.	Healthcare & Pharmaceuticals	0.06%	LIBOR+10.50%	None	10/1/2021
Stats Intermediate Holdings, LLC	High Tech Industries	0.59%	LIBOR+5.25%	0.00% LIBOR Floor	7/12/2026
STV Group, Inc.	Services: Business	0.12%	LIBOR+5.25%	0.00% LIBOR Floor	12/13/2026
Tenere Inc.	Capital Equipment	1.08%	LIBOR+8.50%	1.00% LIBOR Floor	5/5/2025
Tensar Corp.	Chemicals, Plastics & Rubber	0.30%	LIBOR+6.75%	1.00% LIBOR Floor	10/20/2025
The Pasha Group	Transportation: Cargo	0.23%	LIBOR+8.00%	1.00% LIBOR Floor	1/26/2023
The Pay-O-Matic Corp.	Services: Consumer	0.37%	LIBOR+9.00%	1.00% LIBOR Floor	10/29/2021
Vesta Holdings, LLC	Banking, Finance, Insurance & Real Estate	1.51%	LIBOR+10.00%	1.00% LIBOR Floor	2/25/2024
Volta Charging, LLC	Media: Diversified & Production	0.97%	12.00%	None	6/19/2024



COMPANY NAME	INDUSTRY	WEIGHTING <sup>(2)</sup>	RATE <sup>(3,4)</sup>	LIBOR / EURIBOR FLOOR <sup>(5)</sup>	MATURITY DATE
<b>1<sup>ST</sup> LIEN SENIOR SECURED DEBT: 84.0% (CONTINUED)</b>					
Volta Charging, LLC	Media: Diversified & Production	0.77%	12.00%	None	6/19/2024
West Dermatology Management Holdings, LLC	Healthcare & Pharmaceuticals	-0.01%	0.75% Unfunded	None	2/11/2022
West Dermatology Management Holdings, LLC	Healthcare & Pharmaceuticals	0.00%	0.75% Unfunded	None	2/11/2022
West Dermatology Management Holdings, LLC	Healthcare & Pharmaceuticals	0.55%	LIBOR+6.00%	1.00% LIBOR Floor	2/11/2025
West Dermatology Management Holdings, LLC	Healthcare & Pharmaceuticals	0.10%	LIBOR+6.00%	1.00% LIBOR Floor	2/11/2025
West Dermatology Management Holdings, LLC	Healthcare & Pharmaceuticals	0.07%	LIBOR+7.50%	1.00% LIBOR Floor	2/11/2025
Williams Industrial Services Group, Inc	Services: Business	0.00%	0.50% Unfunded	None	6/16/2022
Williams Industrial Services Group, Inc	Services: Business	0.60%	LIBOR+9.00%	1.00% LIBOR Floor	12/16/2025
Wind River Systems, Inc.	High Tech Industries	1.44%	LIBOR+6.75%	1.00% LIBOR Floor	6/24/2024
Wok Holdings Inc.	Beverage, Food & Tobacco	1.21%	LIBOR+6.25%	0.00% LIBOR Floor	3/1/2026

COMPANY NAME	INDUSTRY	WEIGHTING <sup>(2)</sup>	RATE <sup>(3,4)</sup>	LIBOR / EURIBOR FLOOR <sup>(5)</sup>	MATURITY DATE
<b>2<sup>ND</sup> LIEN SENIOR SECURED DEBT: 8.5%</b>					
Access CIG, LLC	Services: Business	1.02%	LIBOR+7.75%	0.00% LIBOR Floor	2/27/2026
Carestream Health, Inc.	Healthcare & Pharmaceuticals	0.70%	LIBOR+12.50%	1.00% LIBOR Floor	8/8/2023
Country Fresh Holdings, LLC	Beverage, Food & Tobacco	0.00%	LIBOR+8.50%	1.00% LIBOR Floor	4/29/2024
Dayton Superior Corp.	Construction & Building	0.09%	LIBOR+7.00%	2.00% LIBOR Floor	12/4/2024
Deluxe Entertainment Services, Inc.	Media: Diversified & Production	0.00%	LIBOR+8.50%	1.00% LIBOR Floor	9/25/2024
Global Tel*Link Corp.	Telecommunications	0.68%	LIBOR+8.25%	0.00% LIBOR Floor	11/29/2026
LSCS Holdings, Inc.	Services: Business	0.70%	LIBOR+8.25%	0.00% LIBOR Floor	3/16/2026
Medical Solutions Holdings, Inc.	Healthcare & Pharmaceuticals	0.58%	LIBOR+8.38%	1.00% LIBOR Floor	6/16/2025
MedPlast Holdings, Inc.	Healthcare & Pharmaceuticals	0.37%	LIBOR+7.75%	0.00% LIBOR Floor	7/2/2026
Ministry Brands, LLC	Services: Business	0.42%	LIBOR+9.25%	1.00% LIBOR Floor	6/2/2023
Niacet Corp.	Chemicals, Plastics & Rubber	0.44%	EURIBOR+8.75%	1.00% EURIBOR Floor	8/1/2024
Patterson Medical Supply, Inc.	Healthcare & Pharmaceuticals	0.93%	LIBOR+10.50%	1.00% LIBOR Floor	8/28/2023
PetroChoice Holdings, Inc.	Chemicals, Plastics & Rubber	0.87%	LIBOR+8.75%	1.00% LIBOR Floor	8/21/2023
Premiere Global Services, Inc.	Telecommunications	0.01%	LIBOR+9.50%	1.00% LIBOR Floor	6/6/2024
Securus Technologies Holdings, Inc.	Telecommunications	0.18%	LIBOR+8.25%	1.00% LIBOR Floor	11/1/2025
TMK Hawk Parent, Corp.	Services: Business	0.59%	LIBOR+8.00%	1.00% LIBOR Floor	8/28/2025
Zest Acquisition Corp.	Healthcare & Pharmaceuticals	0.88%	LIBOR+7.50%	1.00% LIBOR Floor	3/14/2026

COMPANY NAME	INDUSTRY	WEIGHTING <sup>(1)</sup>	RATE <sup>(2,3)</sup>	TYPE
<b>EQUITY: 6.4%</b>				
1244301 B.C. LTD.	Chemicals, Plastics & Rubber	0.01%	None	Common Shares
ACNR Holdings, Inc.	Metals & Mining	0.01%	None	Common Stock
ACNR Holdings, Inc.	Metals & Mining	0.01%	None	Preferred Stock
Alert 360 Topco, Inc.	Services: Consumer	0.22%	None	Common Stock
American Clinical Solutions LLC	Healthcare & Pharmaceuticals	0.28%	None	Class A Membership Interests
Anthem Sports and Entertainment Inc.	Media: Diversified & Production	0.01%	None	Class A Preferred Stock Warrants
Anthem Sports and Entertainment Inc.	Media: Diversified & Production	0.00%	None	Class B Preferred Stock Warrants
Anthem Sports and Entertainment Inc.	Media: Diversified & Production	0.00%	None	Common Stock Warrants
ARC Financial Partners, LLC	Metals & Mining	0.00%	None	Membership Interests
Ascent Resources - Marcellus, LLC	Energy: Oil & Gas	0.03%	None	Membership Units

COMPANY NAME	INDUSTRY	WEIGHTING <sup>(1)</sup>	RATE <sup>(2,3)</sup>	TYPE
<b>EQUITY: 6.4% (CONTINUED)</b>				
Ascent Resources - Marcellus, LLC	Energy: Oil & Gas	0.00%	None	Warrants
BCP Great Lakes Fund LP	Diversified Financials	0.69%	None	Membership Interest
Carestream Health Holdings, Inc.	Healthcare & Pharmaceuticals	0.06%	None	Warrants
CHC Medical Partners, Inc.	Healthcare & Pharmaceuticals	0.45%	12.00%	Series C Preferred Stock
CION SOF Funding, LLC	Diversified Financials	0.00%	None	Membership Interests
Conisus Holdings, Inc	Healthcare & Pharmaceuticals	1.17%	12.00%	Series B Preferred Stock
Conisus Holdings, Inc	Healthcare & Pharmaceuticals	1.14%	None	Common Stock
Country Fresh Holdings, LLC	Beverage, Food & Tobacco	0.00%	None	Membership Units
Dayton HoldCo, LLC	Construction & Building	0.46%	None	Membership Units
DBI Investors, Inc.	Retail	0.00%	None	Series A1 Preferred Stock
DBI Investors, Inc.	Retail	0.00%	None	Series A2 Preferred Stock
DBI Investors, Inc.	Retail	0.00%	None	Series A Preferred Stock
DBI Investors, Inc.	Retail	0.00%	None	Series B Preferred Stock
DBI Investors, Inc.	Retail	0.00%	None	Common Stock
DBI Investors, Inc.	Retail	0.00%	None	Reallocation Rights
DESG Holdings, Inc.	Media: Diversified & Production	0.00%	None	Common Stock
HDNet Holdco LLC	Media: Diversified & Production	0.00%	None	Preferred Unit Call Option
Independent Pet Partners Intermediate Holdings, LLC	Retail	0.00%	None	Class A Preferred Units
Independent Pet Partners Intermediate Holdings, LLC	Retail	0.09%	None	Class B-2 Preferred Units
Independent Pet Partners Intermediate Holdings, LLC	Retail	0.16%	None	Class C Preferred Units
Independent Pet Partners Intermediate Holdings, LLC	Retail	0.00%	None	Warrants
Longview Intermediate Holdings C, LLC	Energy: Oil & Gas	0.62%	None	Membership Units
Mooregate ITC Acquisition, LLC	High Tech Industries	0.01%	None	Class A Units
Mount Logan Capital Inc.	Banking, Finance, Insurance & Real Estate	0.18%	None	Common Stock
NS NWN Acquisition, LLC	High Tech Industries	0.10%	None	Voting Units
NS NWN Acquisition, LLC	High Tech Industries	0.02%	None	Class A Preferred Units
NSG Co-Invest (Bermuda) LP	Consumer Goods: Durable	0.05%	None	Partnership Interests
Palmetto Clean Technology, Inc.	High Tech Industries	0.14%	None	Warrants
Phillips Pet Holding Corp.	Retail	0.00%	None	Common Stock
SIMR Parent, LLC	Healthcare & Pharmaceuticals	0.00%	None	Class B Common Units
SIMR Parent, LLC	Healthcare & Pharmaceuticals	0.00%	None	Class W Units
Snap Fitness Holdings, Inc.	Services: Consumer	0.18%	None	Class A Common Stock
Snap Fitness Holdings, Inc.	Services: Consumer	0.07%	None	Warrants
Software Luxembourg Holding S.A.	High Tech Industries	0.14%	None	Class A Common Stock
Spinal USA, Inc. / Precision Medical Inc.	Healthcare & Pharmaceuticals	0.00%	None	Warrants
Tenere Inc.	Capital Equipment	0.07%	None	Warrants

COMPANY NAME	INDUSTRY	WEIGHTING <sup>(1)</sup>	RATE <sup>(2,3)</sup>	LIBOR / EURIBOR FLOOR <sup>(4)</sup>	MATURITY DATE
<b>COLLATERALIZED SECURITIES AND STRUCTURED PRODUCTS - EQUITY: 0.8%</b>					
APIDOS CLO XVI Subordinated Notes	Diversified Financials	0.10%	Residual	None	1/19/2025
CENT CLO 19 Ltd. Subordinated Notes	Diversified Financials	0.03%	Residual	None	10/29/2025
Galaxy XV CLO Ltd. Class A Subordinated Notes	Diversified Financials	0.12%	Residual	None	4/15/2025
Ivy Hill Middle Market Credit Fund VIII, Ltd. Subordinated Loan	Diversified Financials	0.59%	Residual	None	2/2/2026



COMPANY NAME	INDUSTRY	WEIGHTING <sup>(1)</sup>	RATE <sup>(2,3)</sup>	LIBOR / EURIBOR FLOOR <sup>(4)</sup>	MATURITY DATE
<b>UNSECURED DEBT: 0.3%</b>					
WPLM Acquisition Corp.	Media: Advertising, Printing & Publishing	0.33%	15.00%	None	11/24/2025

1. Information is based on the relative fair value of the underlying portfolio holdings.

2. London Interbank Offered Rate, or LIBOR, is an interest rate at which banks can borrow funds, in marketable size, from other banks in the London interbank market. Euro Interbank Offered Rate, or EURIBOR, is an interest rate at which banks can borrow funds, in marketable size, from other banks in the European interbank market. Residual cash flow is excess cash flow after payment of any fees/expenses and obligations related to senior notes, including interest and principal repayments.

3. Rate is the total interest rate on the loan, often based on LIBOR or EURIBOR, plus a margin, or residual cash flow.

4. Debt with a LIBOR or EURIBOR floor pay an interest rate of LIBOR or EURIBOR, plus a margin, so long as LIBOR or EURIBOR remains above the specified floor level. If however, LIBOR or EURIBOR falls below the floor, the interest rate is the floor level plus the applicable margin.

Data excludes short term investments, which represent an investment in a fund that invests in highly liquid investments with average original maturity dates of three months or less. Percentages represent approximate figures.

This portfolio holdings fact sheet reflects CIC's holdings as of the date indicated herein. There is no assurance that additional similar transactions will be available to CIC or that CIC's investment portfolio composition going forward will be as described herein.



CION Investments  
3 Park Avenue, 36th Floor  
New York, NY 10016

[cioninvestments.com](http://cioninvestments.com)

---

**FOR EXISTING INVESTORS ONLY.**

CIC-PH-0821



